


Youth trends in KwaZulu - Natal



@StatsSA
#StatsSA



The South Africa I know, the home I understand



“The more we increase the active participation and partnership with young people, the better we serve them.... And the more comprehensively we work with them as service partners, the more we increase our public value to the entire community”
~ Carmen Martinez~



Problem Statement

- KwaZulu-Natal is characterized by high levels of youth unemployment, youth-headed families, lack of skills, poverty, and Inequality. Four of 11 Districts have 50% of Youth unemployed. Amongst others, unemployment leads to:
- Drug abuse, criminal activities, human trafficking, prostitution, begging, teenage pregnancies, high rate of HIV & AIDS in young people
- Additionally, Youth in rural areas are confronted with the following challenges:
 - Fewer opportunities for education and training
 - Smaller industrial base for employment and business opportunities

Sources:

STATSA Social Profile Report, 2009

<http://historymatters.co.za/what-is-facing-sa-youth-in-todays-society/>

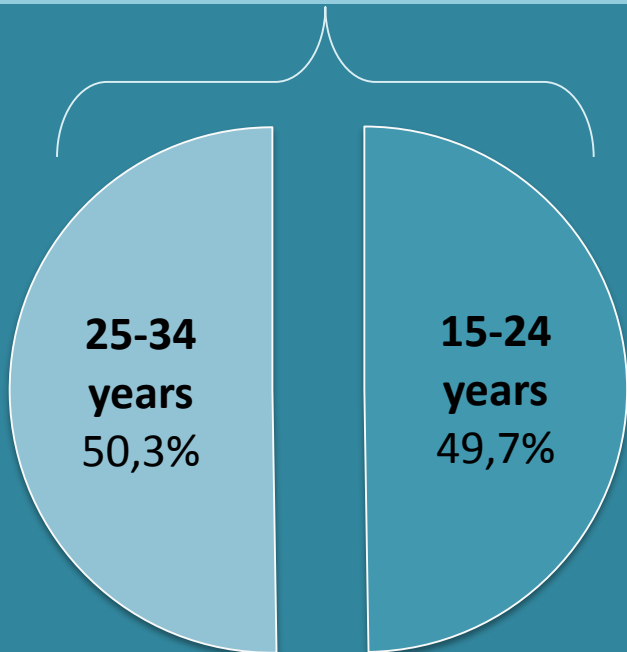
**OSS Youth Ambassador
Programme**



Problem statement – Youth Profile (status quo)

KwaZulu-Natal is characterized by high levels of **youth unemployment**, youth-headed families, lack of skills, poverty, and Inequality.

714 081
Unemployed youth in KZN



18,2%

Of youth (15 – 34) in KZN were unemployed



Census 2011

Problem statement – youth profile (status quo)

KwaZulu-Natal is characterized by high levels of youth unemployment, **youth-headed families**, lack of skills, poverty, and Inequality.



5,1%

Of households in KZN were headed by youth aged 15 - 24

South Africa = 21,1 % youth (25 – 34) headed households

20,9%

Of households in KZN were headed by youth aged 25 - 34



South Africa = 5,6 % youth (15 – 24) headed households

Social Profile of vulnerable groups 2002 - 2012, released 2013

Problem statement – youth profile (status quo)

KwaZulu-Natal is characterized by high levels of youth unemployment, youth-headed families, **lack of skills**, poverty, and Inequality.



10,1%

Of 15-17 year olds in KZN have highest education less than Grade 7

Only 35% of 15-34 year olds were enrolled in some form of educational institution


51%



Of 25-34 year olds in KZN has matric and higher level of education

The main reason for 15 – 24 year old South Africans not attending an educational institution in 2012 was “No money to pay for fees”

40,9%




Of 18-24 year olds in KZN has **ONLY** Matric as a highest level of education

Census 2011

Social Profile of vulnerable groups 2002 - 2012, released 2013

Problem statement – youth profile (status quo)

KwaZulu-Natal is characterized by high levels of youth unemployment, youth-headed families, lack of skills, **poverty**, and Inequality.



28,1%

Of households in KZN headed by youth are informal



21,1%

Of households in KZN headed by youth does not have access to electricity for lighting

54,2%

Of households in KZN headed by youth does not have access to flush toilets

24,8%

Of households in KZN headed by youth does not have access to water from the regional/local water scheme



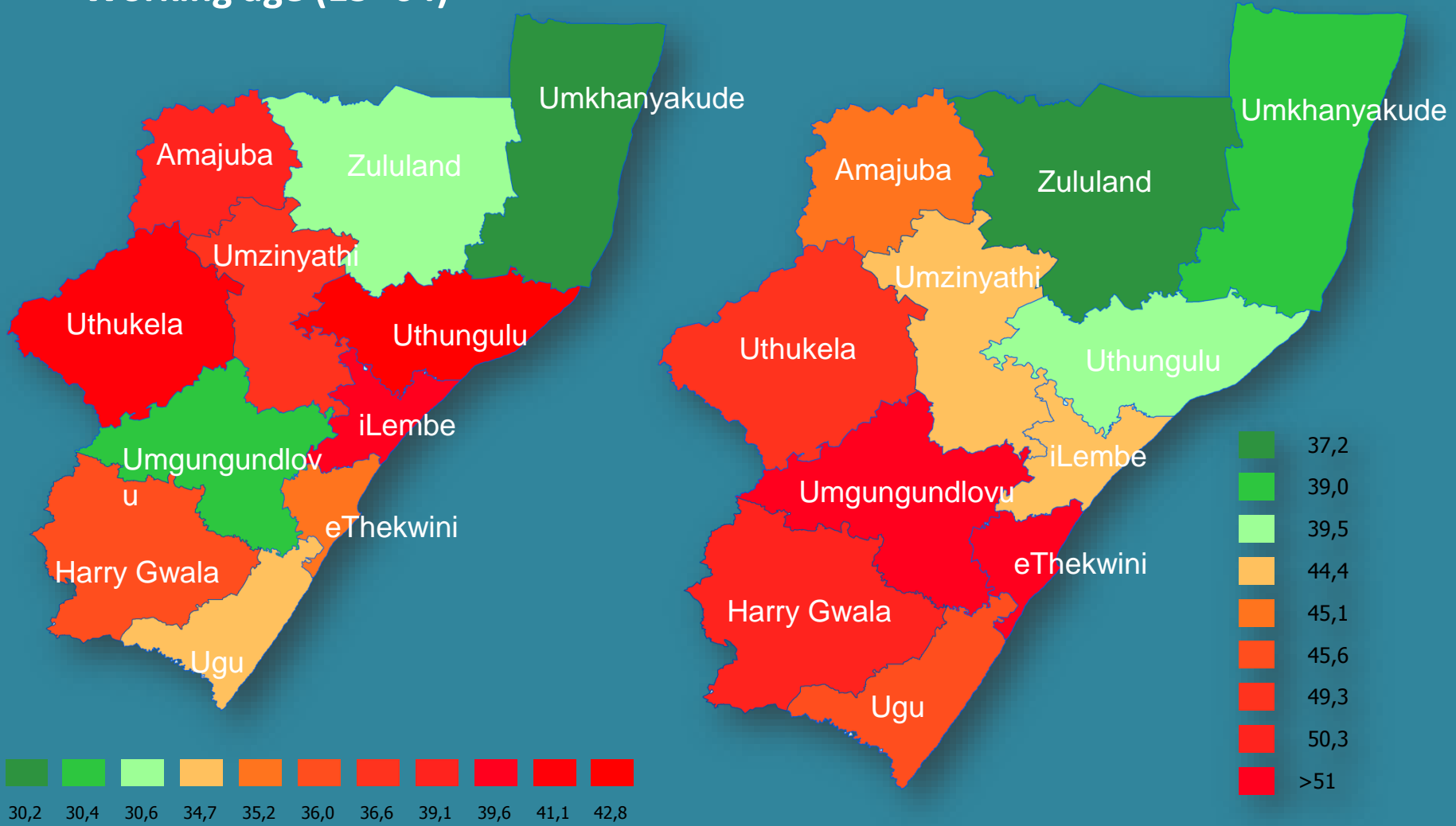
Poverty based on living standards i.e:

- Informal dwellings
- Access to electricity
- Access to flush toilets
- Access to piped water

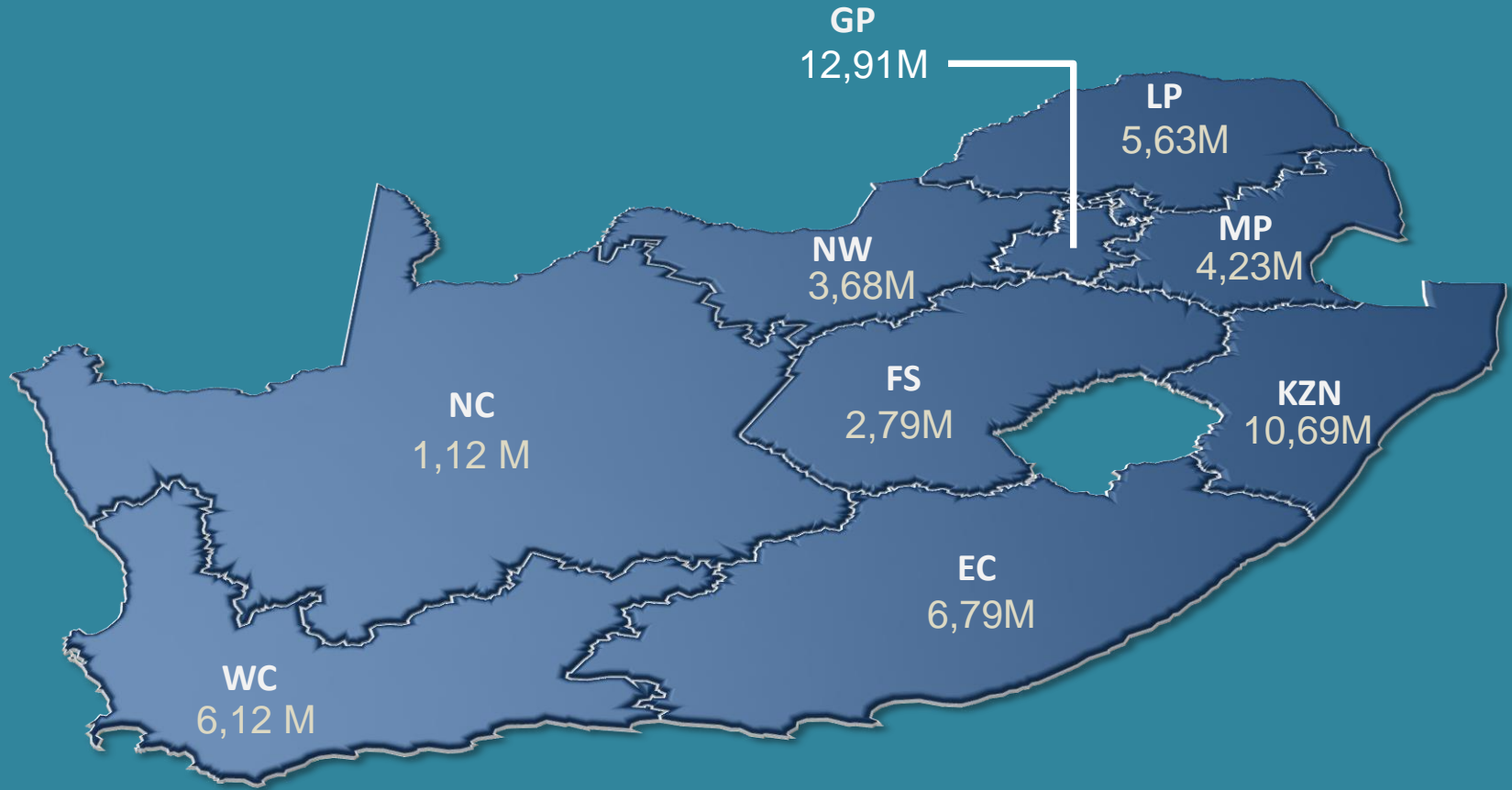
Unemployment rates in KwaZulu-Natal

Working age (15- 64)

Youth (15-34)



Population per Province, 2014



Population Rank By Province

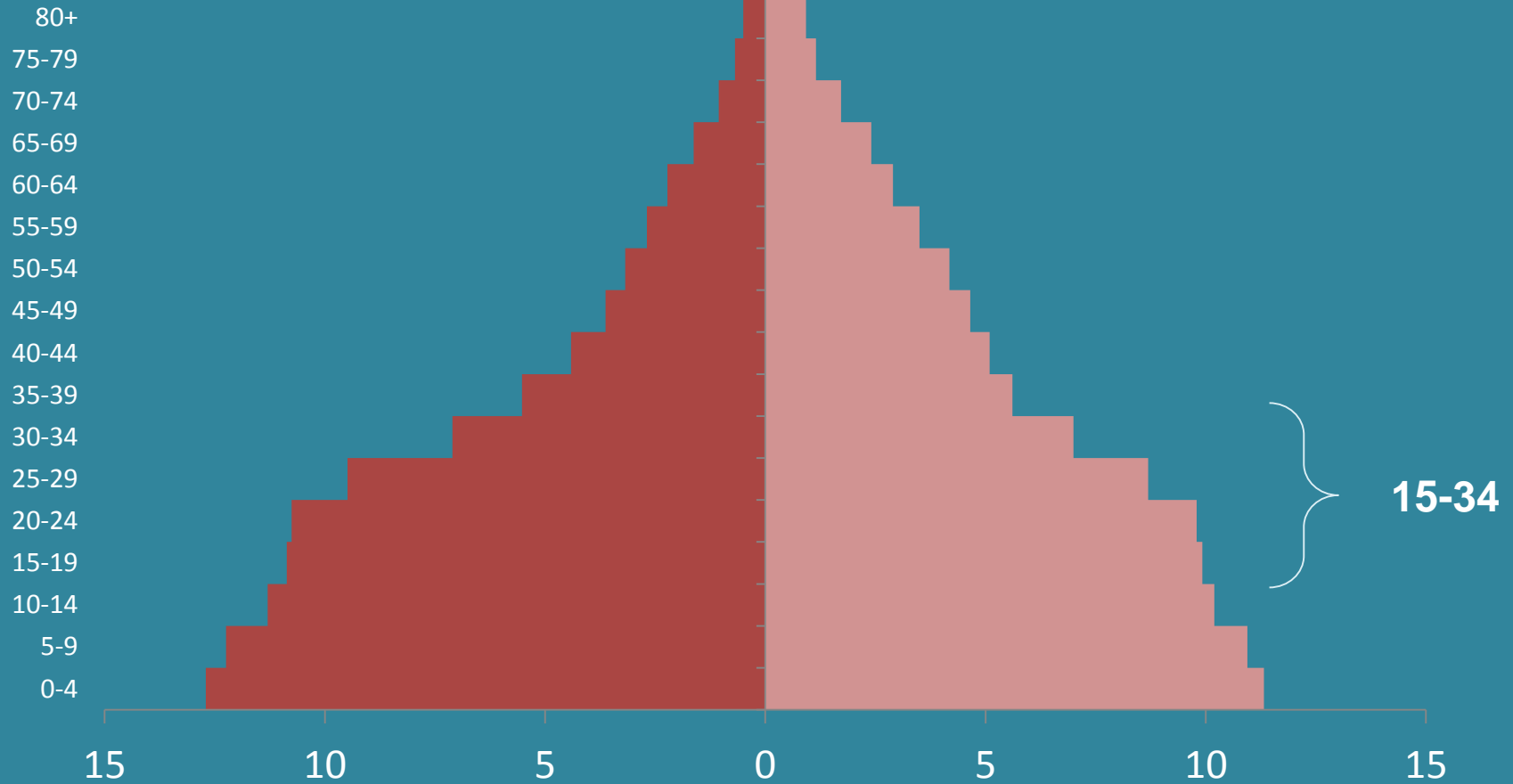


Gauteng	12,91M
KwaZulu-Natal	10,69M
Eastern Cape	6,79M
Western Cape	6,12 M
Limpopo	5,63M
Mpumalanga	4,23M
North West	3,68M
Free State	2,79M
Northern Cape	1,12 M

19.8%

Population by age groups, 2014

■ Male ■ Female



Share of youth (15 – 34) in KwaZulu-Natal, 2014

3 929 159

36,7%



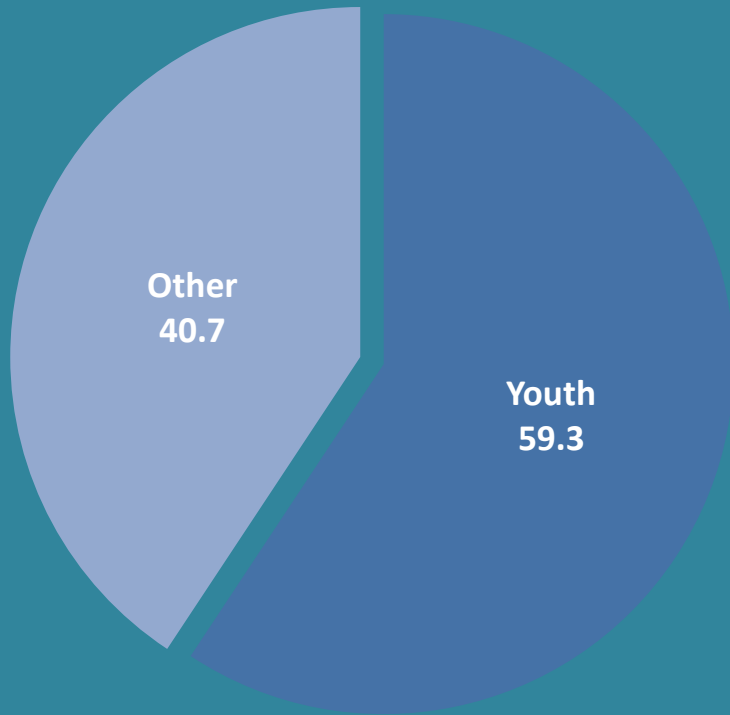
49,6%



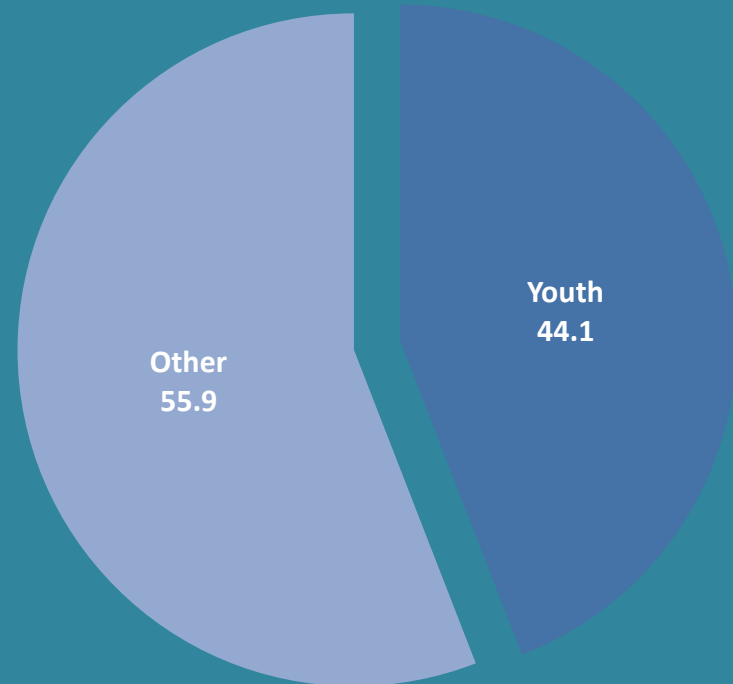
50.4%

98 males per 100 females

Share of youth (15 – 34) in KwaZulu-Natal in the working age population, 2014



Share of youth (15 – 34) in KwaZulu-Natal in employment, 2014



Unemployment Rates and employment type of youth in KwaZulu-Natal, 2014

Share of youth in:



The unemployment rate for youth (15 – 34) in KZN is:

30,5%

10,6% youth discouraged work-seekers



With a

27,7%

youth unemployment rate for males



And a

34,1%

youth unemployment rate for females



Thank You

The South Africa I know, the home I understand



The South Africa I know, the home I understand



For more information

Information Officer

Ravi Naidoo

RaviN@statssa.gov.za

031 360 0670

National Statistics System Coordinator

Anneline Creighton

AnnelineC@statssa.gov.za

031 360 0605

